

Floor Systems

| EXPANSION JOINT SYSTEMS |

Rendering	Series	Models	Joint Opening	Movement	Loading Class
	100 Series	101 103 104 105 106 120 132/133 141	1"-3"	25% of joint Width	Standard
	200 Series	221 222 223	2"-36"	25%-100% of Joint Width	Light Standard Heavy
	300 Series	300 304 312 316 320	2"-6"	50%-100% of Joint Width	Light
	400 Series 700 Series	430 441 471 721 741 757/767	1"-8"	50%-100% of Joint Width	Light Standard Heavy Vehicular
	500 Series	501	2"-24"	50%-100% of Joint Width	Light Standard Heavy
	800 Series	801 802 804 806 807 808	1"-12"	25%-100% of Joint Width	Light Standard Heavy



Wall & Ceiling




| EXPANSION JOINT SYSTEMS |

Rendering	Series	Models	Joint Opening	Movement	Loading Class
	100 Series	101 112 113 114 118	1"-6"	25%-50% of Joint Width	N/A
	200 Series	221 222 223 233 243	2"-36"	50%-100% of Joint Width	N/A
	300 Series	300 318	1"-6"	50%-100% of Joint Width	N/A
	400 Series	481 491	2"-12"	50%-100% of Joint Width	N/A
	800 Series	801 804 811	1"-6"	25%-100% of Joint Width	N/A

Acoustical & Exterior

| EXPANSION JOINT SYSTEMS |

Rendering	Series	Models	Joint Opening	Movement	Loading Class
	100 Series	115	2"-4"	50%-100% of Joint Width	N/A
	800 Series	821	1"-2"	50%-100% of Joint Width	N/A

Rendering	Series	Models	Joint Opening	Movement	Loading Class
	600 Series	611 615 616 620 621	2"-24"	50%-100% of Joint Width	N/A
	600 Series	651 661 672 674	2"-24"	50%-100% of Joint Width	N/A
	1000 Series	AR BR CR WM	1"-4"	25%-100% of Joint Width	Vehicle

Foam Seals, Fire Barriers

| EXPANSION JOINT SYSTEMS |

Rendering	Series	Models	Joint Opening	Movement	Loading Class
	1100 Series	1100 1150	1"-8"	25%-100% of Joint Width	Vehicular
	1200 Series	1200 1250	1/2"-20"	25%-100% of Joint Width	Vehicular
<p>No matter the rating, movement or joint width ...</p> <p>InPro has a fire barrier for every project!</p>	900 Series	900 925 935 950 975	1"-36"	25%-100% of Joint Width	1hr 2hr 3hr 4hr

Don't see what you need here?
No problem ...

**We can tackle your toughest joint
cover designs**

At InPro, we live for the tough joint
challenges, and have made a reputation
as the go-to team when you need
outside-the-box joint systems.

**Give us a call at
800.222.5556** to
discuss your project's
requirements. We'll
get it done!